

# HIKOKI

MAKE.  
MOVE.  
GO



# 2025 POWER TOOLS RANGE

WEF 1st May 2025



**NEW**

**CURIOUS ABOUT OUR  
NEW AND IMPROVED  
MULTI VOLT BATTERIES?**

> CHECK PAGE NO. 7 & 8

- POWERS BOTH 36V AND 18V TOOLS
- HIGH POWER OUTPUT
- IMPROVED WATER AND DROP RESISTANCE

OFFICIAL WEBSITE



**HIKOKI POWER TOOLS**  
PROUDLY DESIGNED  
IN JAPAN



# MODULAR STORAGE, MADE TO FIT YOUR NEEDS

## MULTI CRUISER

### Tool Box Storage System

Load Capacity: 120kg

IP65 - Dust & Water Resistance



**379481**

Tool Box (M)

Includes  
Accessories Case



**379484**

Tool Box (L)

Includes  
Inner Tray



**379487**

Carry Box

Includes  
Inner Tray



Model	Description	Suggested Retail Price (RM)
Multi Cruiser	3 in 1 Heavy Duty Tool Box Carrier with Wheel.	1,980.00
<b>Stackable System</b>		
402543	Caster Wheel for Stackable Case System	360.00
402538	Case I (L 295 mm x W 395 mm x H 105 mm)	225.00
402539	Case II (L 295 mm x W 395 mm x H 158 mm)	245.00
402540	Case III (L 295 mm x W 395 mm x H 210 mm)	255.00
402541	Case IV (L 295 mm x W 395 mm x H 315 mm)	300.00



# AC POWER. DC FREEDOM.

## MULTI VOLT

# 36V SERIES-BARE UNIT



### Cordless Rotary Hammer

DH 3628DA



**BRUSHLESS** **UVP** **RFC** **LED LEVEL**

#### SPECIFICATIONS

Capacity: Concrete / Steel / Wood	28 mm / 13 mm / 32 mm
No Load Speed: Normal / Low	0 - 950/min / 0 - 700/min
Bit Shank	SDS-plus
Battery Voltage	36V
Impact Rate: Normal / Low	0 - 4,300/min / 0 - 3,170/min
Impact Energy	3.2 Joules
Weight	3.9 kg

DH 36DMA



**BRUSHLESS**

#### SPECIFICATIONS

Capacity: Concrete Drill Bit / Core Bit	40 mm / 105 mm
No Load Speed	260 - 590/min.
Bit Shank	SDS max
Battery Voltage	36V
Impact Rate	1,420 - 2,860/min.
Weight	7.9 kg

### Cordless Demolition Hammer

H 3641DB



**BRUSHLESS** **LVH** Hex Shank 17 mm

#### SPECIFICATIONS

Battery Voltage	36V
Impact Rate	1,500 - 2,880/min
Dimensions	448 x 248 x 95 mm
Weight	5.7 kg (BSL36B18X)

### Cordless Jig Saw

CJ 36DA



**BRUSHLESS**

#### SPECIFICATIONS

Capacity: Wood / Mild Steel / Stainless Steel	160mm / 10mm / 3.2mm
Min. Cutting Radius	25mm
Max Cutting Angle	45° Right / Left
Battery Voltage	36V
Stroke	26 mm
No Load Speed	800 - 3,500/min
Overall Length	277 mm
Weight	2.7 kg with BSL36A18

### Cordless Impact Driver Drill

DV 36DC



**RFC** **BRUSHLESS**

#### SPECIFICATIONS

Chuck Capacity	1.5 - 13 mm
Capacity: Brick / Mild Steel / Soft Wood	22 / 20 / 118 mm
Wood Screw	16 x 100 mm
Machine Screw	6 mm
Battery Voltage	36V
No Load Speed: High / Low	0 - 2,200 / 0 - 550 / min.
Impact Rate	0 - 33,000/min
Torque: Hard / Soft	155 / 100 Nm
Weight	2.8 kg

### Cordless Impact Driver

WH 36DC



**TRIPLE HAMMER** **IP56** **BRUSHLESS**

#### SPECIFICATIONS

Capacity: Bolt / High Tension Bolt	5 - 18 mm / 5 - 14 mm
Drive	6.35 mm
Tightening Torque	215 Nm
Battery Voltage	36V
No Load Speed	0 - 3,400/min
Impact Rate	0 - 4,100/min
Weight	1.6 kg

### Cordless Grinders

G 3610DVE



**BRUSHLESS**

#### SPECIFICATIONS

Capacity: Wheel Dia. / Hole Dia.	100 mm / 16 mm
Spindle Thread	M10 x 1.5
Battery Voltage	36V
No Load Speed: Transmission Mode / AUTO Mode	3,200 - 10,000/min / 5,500/min
Weight	2.8 kg

G 3610DVF

**PADDLE SWITCH**



**BRUSHLESS**

#### SPECIFICATIONS

Capacity: Outer Dia. / Hole Dia.	100 mm / 16 mm
Spindle Thread	M10 x 1.5
Battery Voltage	36V
No Load Speed: Transmission Mode / AUTO Mode	3,200 - 10,000/min / 5,500/min
Weight	2.8 kg

G 3618DA



**BRUSHLESS**

#### SPECIFICATIONS

Capacity: Outer Dia. / Hole Dia.	180 mm / 22.23 mm
Spindle Thread	M14 x 2
Battery Voltage	36V
No Load Speed: Transmission Mode / AUTO Mode	5,300/min / 3,200/min
Weight	4.7 kg

# MV AC POWER. DC FREEDOM.

## 36V SERIES-BARE UNIT



### Cordless Impact Wrenches

WR 36DA



IP56

BRUSHLESS

1,800 Nm Nut Busting Torque

#### SPECIFICATIONS

Capacity: Bolt / High Tension Bolt	M12 - M30 / M10 - M24
Square Drive	19 mm
Tightening Torque	1,100 Nm
Battery Voltage	36V
No Load Speed	0 - 1,500/min
Impact Rate	0 - 2,900/min
Weight	3.7 kg

WR 36DB



IP56

BRUSHLESS

1,650 Nm Nut Busting Torque

#### SPECIFICATIONS

Capacity: Bolt / High Tension Bolt	M12 - M30 / M10 - M24
Square Drive	12.7 mm
Tightening Torque	1,050 Nm
Battery Voltage	36V
No Load Speed	0 - 1,500/min
Impact Rate	0 - 2,800/min
Weight	3.7 kg

WR 36DG



IP56

BRUSHLESS

2,000 Nm Nut Busting Torque

#### SPECIFICATIONS

Capacity: Bolt / High Tension Bolt	M12 - M33 / M10 - M24
Square Drive	12.7 mm
Maximum Tightening Torque	1,400 Nm
Battery Voltage	36V
No Load Speed	0 - 1,500/min
Impact Rate	0 - 2,500/min
Weight	3.9 kg

### Cordless Impact Wrenches

WR 36DH



IP56

BRUSHLESS

700 Nm Nut Busting Torque

#### SPECIFICATIONS

Capacity: Bolt / High Tension Bolt	M10 - M20 / M10 - M16
Square Drive	12.7 mm
Maximum Tightening Torque	380 Nm
Battery Voltage	36V
No Load Speed	0 - 3,000/min
Impact Rate	0 - 4,100/min
Weight	2.3 kg (BSL36B18X)

WR 36DE



IP56

BRUSHLESS

1,050 Nm Nut Busting Torque

#### SPECIFICATIONS

Capacity: Bolt / High Tension Bolt	M12 - M24 / M10 - M20
Square Drive	12.7 mm
Tightening Torque	770 Nm
Battery Voltage	36V
No Load Speed	0 - 2,400/min
Impact Rate	0 - 3,400/min
Weight	2.6 kg

WR 36DF



IP56

BRUSHLESS

2,400 Nm Nut Busting Torque

#### SPECIFICATIONS

Capacity: Bolt / High Tension Bolt	M12 - M36 / M10 - M27
Square Drive	19 mm
Tightening Torque	1,900 Nm
Battery Voltage	36V
No Load Speed	0 - 1,500/min
Impact Rate	0 - 2,600/min
Weight	3.9 kg

### Cordless Disc Grinder

G 3623DA



BRUSHLESS

#### SPECIFICATIONS

Capacity: Outer Dia.	230 mm
Hole Dia.	22.23 mm
Spindle Thread	M14 x 2
Battery Voltage	36V
No Load Speed:	
Transmission Mode	5,300/min
AUTO Mode	3,200/min
Weight	4.9 kg

C 3607DB



TORQUE BOOST BRUSHLESS

#### SPECIFICATIONS

Capacity: Blade Dia.	185 mm
Max Cut Depth 90° / 45°	62 mm / 47.5 mm
Battery Voltage	36V
No Load Speed: Auto Switch Mode	6,000/min
High Torque Mode	4,500/min
Weight	4.6 kg with BSL36B18X

### Cordless Circular Saw

C 3606DUM



Optional Accessories  
4100072  
Guide Rail 1600mm

#### SPECIFICATIONS

Blade Diameter	165 mm
Bore Ø	20 mm
Max. Cut Depth 90° / 45°	66 mm / 43 mm
Bevel Capacity	-5° / 45°
Voltage	36V
No Load Speed: High Mode	5600/min
Auto Switch Mode	4300/min
High Torque Mode	2000/min
Guide rail compatible	Yes
Dimensions (L x W x H)	314 x 198 x 263 mm
Weight	4.1 kg with BSL36A18

# MV AC POWER. DC FREEDOM.

## 36V SERIES-BARE UNIT



### Cordless Router

#### M 3612DA



BRUSHLESS

#### SPECIFICATIONS

Collet Chuck Capacity	12.7 mm
Main Body Stroke	50 mm
Battery Voltage	36V
No Load Speed	11,000 - 25,000/min
Weight	3.8 kg

### Cordless Reciprocating Saw

#### CR 36DA



BRUSHLESS

#### SPECIFICATIONS

Capacity: Mild Steel Pipe / Wood / Mild Steel Plate	130 mm / 300 mm / 19 mm
Battery Voltage	36V
Length of Stroke	32 mm (1-1/4")
No Load Speed: Power Mode	0 - 3,000/min
Weight	4.5 kg with BSL36A18 4.8 kg with BSL36B18

### Cordless Belt Sander

#### SB 3608DA



BRUSHLESS

#### SPECIFICATIONS

Battery Voltage	36V
Belt Size	76 x 533 mm
No Load Belt Speed	122 - 450 m/min
Dimensions (L x W x H)	323 x 150 x 199 mm
Weight	4.2 kg with BSL36A18

### AC / DC Adapter

#### ET 36A



#### SPECIFICATIONS

Power Input	1,010W
Operating Temperature Range	-10°C to 40°C
Tool Compatibility	36V MULTI VOLT tools*
Weight Adapter	0.8 kg without cord
Weight Box	1.2 kg without cord

### Cordless Chain Saw

#### CS 3635DB



BRUSHLESS

#### SPECIFICATIONS

Battery Voltage	36V
Guide Bar Length	350 mm (14")
Chain Speed	14.9 m/s
Type of Chain	90 PX - 052 X
Type of Guide Bar	144 MLEA 041
Chain Pitch	9.5 mm (3/8")
Overall Length	760 mm
Weight	3.9 kg with BSL36A18

### Cordless Table Saw

#### C 3610DRJ



BRUSHLESS

#### SPECIFICATIONS

Max. Cutting Capacity: Cutting Depth 90° / 45° Rip Fence ext. length (right) / (left)	79 mm / 57 mm 889 mm / 559 mm
Battery Voltage	36V
No Load Speed	5,000/min
Blade Diameter	254 mm (10")
Blade Bore	25.4 mm
Weight	29.5 kg

### Cordless Grass Trimmer

#### CG 36DB



#### SPECIFICATIONS

Battery Voltage	36V
Cutting Capacity Dia.	310 mm (12")
No Load Speed: Power	6,500/min
Normal	5,500/min
Eco	4,000/min
Overall Length	1,803 mm
Weight	4.3 kg with BSL36A18

### Cordless Brush Cutter

#### CG 36DC



BRUSHLESS

#### SPECIFICATIONS

Battery Voltage	36V
Cutting Capacity Dia.	440 mm
No Load Speed: Power	6,000/min
Auto	4,700/min
Eco	3,000/min
Dimensions	1,835 mm
Weight	5.2 kg with BSL36B18X

### Cordless Cleaner

#### R 36DB



BRUSHLESS

#### SPECIFICATIONS

Battery Voltage	36V
Dust Case Capacity	560 mL
Switch Type	Panel Switch
Continuous Operating Time: Low / Medium / High	60 min / 30 min / 15 min
Suction Work Rate: Low / Medium / High	35 W / 65 W / 155 W
Weight	1.6 kg

### Cordless Compound Miter

#### C 3610DRA



BRUSHLESS

#### SPECIFICATIONS

Blade Dia.	255 mm (10")
Capacity (H x W):	
0° (Right Angle): with anchor plate	89 x 292 mm
Miter Left / Right 45°: with anchor plate	89 x 204 mm
Bevel Left 45°: with anchor plate	45 x 292 mm
Bevel Right 45°: with anchor plate	25 x 292 mm
Miter Left / Right 45° +	
Bevel Left 45°: with anchor plate	45 x 204 mm
Miter Left / Right 45° +	
Bevel Right 45°: with anchor plate	25 x 204 mm
Voltage	36V
No Load Speed	4000/min
Miter Angle:	Right: 0 - 60°, Right: 0 - 55°
Bevel Angle:	Right: 0 - 48°, Right: 0 - 48°
Positive Miter Angle Stop	0, Right and Left 15°, 22.5°, 31.6°, 45°
Weight	20.6 kg



AC POWER.  
MULTI VOLT DC FREEDOM.

# 36V SERIES-BARE UNIT



## Cordless Band Saw

CB 3612DA

NEW



BRUSHLESS

### SPECIFICATIONS

Band Saw Peripheral Speed (DC)	1 - 3.2 m/s (60 - 195 m/min)
Cutting Capacity	Square Pipe: 127 x 120mm
Fixed Speed Control	Round Pipe: 120mm
Band Saw Blade Dimensions (L x W x H)	No
Auto Mode	12.5 x 0.5 x 1,140mm
LED Light	Yes
Constant Speed Control	Yes
Variable Speed Control Type	Dial

## Cordless Metal Cutting Saw

CD 3605DFA

NEW



BRUSHLESS

### SPECIFICATIONS

Saw Blade	150 mm
Cutting Capacity: 0° / 45°	Round pipe: 56 mm / 40 mm
Angle Cutting Range	0 to 45° left
No Load Speed: Power Mode	4,200/min
Silent Mode	2,600/min
Weight	6.6 kg (with battery)

## Cordless Heavy Duty Drill

D 3613DA

NEW



BRUSHLESS

### SPECIFICATIONS

Capacity: Drilling Metal	13 mm
Drilling Wood, Auger Bit	40 mm
Drilling Wood, Self Feed Bit	65 mm
No Load Speed: Low	0 - 1,000/min
High	0 - 1,400/min
Weight	4.1 kg (with BSL36A18 battery)

## Cordless Angle Drill

D 36DYA

NEW



BRUSHLESS

### SPECIFICATIONS

Drill Chuck	1.5 - 13mm
Max. Metal	13 mm
Max. Wood (Holesaw)	159 mm
Max. Wood (Sinking)	118 mm
No Load Speed: Low	0 - 4,00/min
High	0 - 1,500/min
Max. Torque	250 Nm
Weight	6.3 kg

## Cordless Finish Nailer

NT 3640DA

NEW



BRUSHLESS

### SPECIFICATIONS

Capacity: Nail Magazine	Capacity: 40 mm 100pcs (1row)
Voltage	36V
Dimension	270 x 252 x 83 mm (with BSL36A18X)
Weight	2.6 kg (with BSL36A18X)

## Cordless Blower

RB 36DA

NEW



BRUSHLESS

### SPECIFICATIONS

Voltage	36V
Air Volume	680m³/h (800m³/h when in turbo mode)
Air Velocity	45m/s (53m/s when in turbo mode)
Overall Length	940 mm (37-1/64")
Weight	3.5 kg (7.1lbs.) with BSL36A18

RB 36DB

NEW



BRUSHLESS

### SPECIFICATIONS

No Load Speed: High Mode	80,000min
Medium Mode	53,000min
Low Mode	43,000min
Maximum Airflow	1.2 m³ /min
Weight	1.4 kg (with BSL36A18)

## Cordless Impact Driver

WH 36DD

NEW Exclusive Colors

### SPECIFICATIONS



Scorpion Red A6

Spider Yellow A7

Forest Green A8

Aggressive Green A4

Strong Black A5

BRUSHLESS

TRIPLE HAMMER

IP56

Optional Accessories



377857  
Light Gold



377859  
Sky Blue



377861  
Signal Red

Capacity: Machine Screws	4 - 8 mm
Normal Bolt	M5 to M16
High Strength Bolts	M5 to M14
Maximum Tightening Torque	200 Nm
No Load Speed: Soft Mode	0 to 900/min
Power Mode	0 to 3,400/min
Bolt Mode	0 to 2,900/min
Weight	1.6 kg (with BSL36A18X)

**NEW**

# HiKOKI T⚡PWR



**2160W**

MAX OUTPUT

**8.0AH (18V)**

4.0AH (36V)

**21700**

HIGH OUTPUT TABLESS CELLS



# 36V Battery (Single Pack)



**BSL 36A18X  
Type A**

RM 600.00



**BSL 36B18X  
Type B**

RM 660.00



**BSL 3640MVT  
Tableless**

RM 980.00

## 36V STARTER PACK

Suitable for  
36V / 18V Series



### UC36YSL2 JAZ

BSL 3640MVT (2 x 36V Tableless Li-ion Battery) + UC 36YSL2 (1 x Fast Rapid Charger)

RM 1,698.00

### 36V (Type A)



### Starter Pack 7

BSL 36A18X (1 x 36V 2.5Ah Li-ion Battery)  
+ UC 18YSL3 (1 x Fast Rapid Charger)

RM 750.00



### UC18YSL3 JHZ

BSL 36A18X (2 x 36V 2.5Ah Li-ion Battery)  
+ UC 18YSL3 (1 x Fast Rapid Charger)

RM 1,160.00

### 36V (Type B)



### Starter Pack 9

BSL 36B18X (1 x 36V 4.0Ah Li-ion Battery)  
+ UC 18YSL3 (1 x Fast Rapid Charger)

RM 830.00



### UC18YSL3 JJZ

BSL 36B18X (2 x 36V 4.0Ah Li-ion Battery)  
+ UC 18YSL3 (1 x Fast Rapid Charger)

RM 1,260.00

## Compatible with 18V Tools + 200% Runtime

### BATTERY CHARGER (18V / 36V)



UC 18YKSL (Standard)

RM 120.00



UC 18YFSL (Fast)

RM 160.00



UC 18YSL3 (Super Charger) + USB Port

RM 240.00



UC 18YTSL (Multi Port Charger) + 2 x USB Port



RM 760.00



UC 36YSL2 (High Amp) + USB Port

RM 600.00

## Charging Time (For Slide Lithium-ion Batteries)

Voltage	Capacity (Ah)	Battery Model	Charger				
			UC 18YKSL (Standard)	UC 18YFSL (Fast)	UC 18YSL3 (Super Charger + USB Port)	UC 18YTSL (Multi Port Charger) + 2 x USB Port	UC 36YSL2
18V (Slide Type) 	2.0	BSL1820	40mins	22mins	15mins	20mins	20mins
	3.0	BSL1830C (Compact)	90mins	45mins	30mins	30mins	30mins
	5.0	BSL1850	150mins	75mins	32mins	32mins	25mins
36V (Slide Type) 	2.5	BSL36A18X	150mins	75mins	32mins	32mins	25mins
	4.0	BSL36B18X	-	60mins	52mins	52mins	40mins
	5.0	BSL3640MVT	-	-	-	-	40mins

# 18V SERIES-BARE UNIT



## Cordless Impact Drills

### DV 18DD



BRUSHLESS

#### SPECIFICATIONS

Capacity: Mild Steel / Wood / Brick	13 mm / 36 mm / 13 mm
Torque: Hard / Soft	55 Nm / 26 Nm
Chuck Capacity	2 to 13 mm
No Load Speed: High / Low	0 - 1,700/min / 0 - 440/min
Impact Rate: High / Low	0 - 25,500/min / 0 - 6,600/min
Weight	1.4 kg

### DV 18DE



RFC  
REFLECTIVE FORCE CONTROL

BRUSHLESS

#### SPECIFICATIONS

Capacity: Mild Steel / Wood / Brick	13 mm / 52 mm / 13 mm
Torque: Hard / Soft	70 Nm / 40 Nm
Chuck Capacity	1.5 to 13 mm
No Load Speed: High / Low	0 - 2,000/min / 0 - 550/min
Impact Rate: High / Low	0 - 30,000/min / 0 - 8,250/min
Weight	1.9 kg

### DV 18DC



RFC  
REFLECTIVE FORCE CONTROL

BRUSHLESS

#### SPECIFICATIONS

Capacity: Mild Steel / Wood / Brick	16 mm / 102 mm / 20 mm
Torque: Hard / Soft	140 Nm / 70 Nm
Chuck Capacity	1.5 to 13 mm
No Load Speed: High / Low	0 - 2,000/min / 0 - 500/min
Impact Rate	0 - 30,000/min
Weight	2.6 kg

## Cordless Impact Drivers

### WH 18DD



BRUSHLESS

#### SPECIFICATIONS

Capacity: Ordinary Bolt High Strength Bolt	M5 - M14 M5 - M12
Torque Max	140 Nm
No Load Speed	0 - 3,200/min
Impact Rate	0 - 4,000/min
Weight	1.3 kg

### WH 18DE



BRUSHLESS

#### SPECIFICATIONS

Capacity: Ordinary Bolt High Strength Bolt	M5 - M16 M5 - M12
Torque Max	175 Nm
No Load Speed	0 - 3,100/min
Impact Rate	0 - 3,400/min
Weight	1.3 kg

### WH 18DC



TRIPLE  
HAMMER

BRUSHLESS

#### SPECIFICATIONS

Capacity: Ordinary Bolt High Strength Bolt	M5 - M18 M5 - M14
Torque Max	210 Nm
No Load Speed	0 - 3,700/min
Impact Rate	0 - 4,000/min
Weight	1.6 kg

## Cordless Drill Driver

### DS 18DD



BRUSHLESS

#### SPECIFICATIONS

Capacity: Mild Steel / Wood	13 mm / 36 mm
Torque: Hard / Soft	55 Nm / 26 Nm
Chuck Capacity	2 to 13 mm
No Load Speed: High / Low	0 - 1,700/min / 0 - 440/min
Weight	1.4 kg

## Cordless Impact Wrench

### WR 18DH



IP56

BRUSHLESS

600 Nm Nut Busting Torque

#### SPECIFICATIONS

Capacity: Bolt / High Tension Bolt	M10 - M20 / M10 - M16
No Load Speed	0 - 2,800/min
Square Drive	12.7 mm
Maximum Tightening Torque	345 Nm
Impact Rate	0 - 4,000/min
Battery Voltage	18V (5.0 Ah)
Weight	2.3 kg

## Cordless Finish Nailer

### NT 1865DBSL



BRUSHLESS

#### SPECIFICATIONS

Driving System	Air Spring
Nail Length	25 mm to 65 mm
Driving Speed	3 nail/sec
Loading Capacity	100 nails
Battery Voltage	18V
Weight	3.6 kg

## Cordless Brad Nailer

### NT 1850DA



BRUSHLESS

#### SPECIFICATIONS

Driving System	Air Spring
Nail Length	16mm to 50mm
Driving Speed	2 nails/sec. (Intermittent)
Loading Capacity	100 nails (1 strip)
Firing Mode	Single Sequential / Contact (Selectable)
Voltage	18V
Weight	2.4 kg (with BSL1820M) / 2.7 kg (with BSL36A18)

# 18V SERIES-BARE UNIT



## Cordless Rotary Hammers

### DH 18DPA



**BRUSHLESS** **RFC** **LVH**  
REFLECTIVE FORCE CONTROL LOW VIBRATION HANDLE

#### SPECIFICATIONS

Capacity: Concrete / Steel / Wood	18 mm / 13 mm / 18 mm
No Load Speed: Normal / Low	0 - 1,080/min / 0 - 880/min
Bit Shank	SDS-plus
Battery Voltage	18V
Impact Rate: Normal / Low	0 - 5,500/min / 0 - 4,100/min
Impact Energy	1.3 Joules
Weight	2.3 kg

### DH 1826DA

Optional Accessories  
379135  
Dust extractor system



**BRUSHLESS** **RFC** **LVH**  
REFLECTIVE FORCE CONTROL LOW VIBRATION HANDLE

#### SPECIFICATIONS

Capacity: Concrete / Steel / Wood	26 mm / 13 mm / 27 mm
No Load Speed: Normal / Low	0 - 950/min / 0 - 700/min
Bit Shank	SDS-plus
Battery Voltage	18V
Impact Rate: Normal / Low	0 - 4,300/min / 0 - 3,170/min
Impact Energy	3.2 Joules
Weight	3.7 kg

### DH 1826DC



**BRUSHLESS** **RFC** **LVH**  
REFLECTIVE FORCE CONTROL LOW VIBRATION HANDLE

#### SPECIFICATIONS

Capacity: Concrete / Steel / Wood	26 mm / 13 mm / 27 mm
No Load Speed: Normal / Low	0 - 950/min / 0 - 700/min
Bit Shank	SDS-plus
Battery Voltage	18V
Impact Rate: Normal / Low	0 - 4,300/min / 0 - 3,170/min
Impact Energy	3.2 Joules
Weight	3.9 kg

## Cordless Reciprocating Saws

### CR 18DA

Compatible with Jigsaw Blade



#### SPECIFICATIONS

Capacity: Mild Steel Pipe	50 mm
Vinyl Chloride Pipe	50 mm
Wood	50 mm
Mild Steel Plate	12 mm
Battery Voltage	18V
No Load Speed	0 - 3,200/min
Length of Stroke	13 mm
Weight	1.7 kg

### CR 18DMA



**BRUSHLESS** **UVP**  
USER VIBRATION PROTECTION

#### SPECIFICATIONS

Capacity: Mild Steel Pipe	O.D. 130 mm
Vinyl Chloride Pipe	O.D. 130 mm
Wood	300 mm
Mild Steel Plate	19 mm
Battery Voltage	18V
No Load Speed	0 - 3,000/min
Length of Stroke	29 mm
Weight	2.7 kg

### CJ 18DA



**BRUSHLESS**

#### SPECIFICATIONS

Capacity: Wood / Mild Steel	135 mm / 10 mm
Min. Cutting Radius	25 mm
Max. Cutting Angle	45° Right / Left
Battery Voltage	18V
Stroke	26 mm
No Load Speed	0 - 2,500/min
Weight	2.5 kg

## Cordless Circular Saw

### C 1807DA



**BRUSHLESS**

#### SPECIFICATIONS

Capacity: Blade Dia.	190 mm
Max. Cutting Depth 90° / 45° / 55°	64.5 mm / 49 mm / 39 mm
Battery Voltage	18V
No Load Speed: Power Mode	3,800/min
Silent Mode	2,000/min
Overall Length	317 mm
Weight	3.9 kg with BSL1850 Battery

## Cordless Trimmer

### M 1808DA



**BRUSHLESS**

#### SPECIFICATIONS

Collect Cone Capacity	1/4"
Main Body Stroke	40 mm
Battery Voltage	18V
No Load Speed	10,000 - 30,000/min
Weight	1.7 kg

## Cordless Sander

### SV 1813DA



**BRUSHLESS**

#### SPECIFICATIONS

Diameter of Orbit	3 mm
Sanding Pad Size	125 mm
Sanding Paper Size	125 mm
No Load Speed	7,000 - 11,000/min
Battery Voltage	18V
Weight	1.8 kg

# 18V SERIES-BARE UNIT



## Cordless Angle Drill

### DN 18DSL



#### SPECIFICATIONS

Drill Chuck	10 mm Keyless
Capacity: Mild Steel	10 mm
Soft Wood	28 mm
Wood Screw (D x L)	5.1 x 38 mm
Battery Voltage	18V
No Load Speed	0 - 1,800/min
Max Lock Torque	12.5 Nm
Weight	1.7 kg

## Cordless Multi Tool

### CV 18DA



BRUSHLESS

UVP  
USER VIBRATION PROTECTION

#### SPECIFICATIONS

Oscillation Frequency	6,000 - 20,000/min
Oscillation Angle	3.6°
Blade Change	Tool-less
Blade Mount Standards	OIS
Battery Voltage	18V
Overall Length	327 mm
Weight	2.2 kg

## Cordless Air Duster

### RA 18DA



BRUSHLESS

#### SPECIFICATIONS

Maximum Air Flow	0.7 M <sup>3</sup> /min
Battery Voltage	18V
No Load Speed	89,000/min
Weight	1.2 kg

## Cordless Blower

### RB 18DC



#### SPECIFICATIONS

Air Volume Flow	0 - 3.5 M <sup>3</sup> /min
Battery Voltage	18V
No Load Speed	0 - 20,000/min
Weight	1.8 kg

## Cordless Torchlight

### UB 18DE



#### SPECIFICATIONS

Battery Voltage	18V
LED (White)	4.7 W x 1pc.
Dimensions (D x W x H)	92 x 79 x 250 mm (Without Battery)
Weight	0.3 kg (Without Battery)

## Cordless Lantern

### UB 18DF



#### SPECIFICATIONS

Battery Voltage	18V
Brightness Adjustment Range:	
High / Low	750 lm / 320 lm
LED (White)	0.2 W x 24 pcs
Weight	0.4 kg (Without Battery)

## Cordless Worklights

### UB 18DB



IP54

#### SPECIFICATIONS

Battery Voltage	18V
Brightness (lumen): High / Low	2,000 / 350
Usage (hours): High / (5.0 Ah) Low	5.5 hr / 32 hr
Water & Dust Resistance	IP 54
Angle Adjustment	360°
Weight	1.2 kg (Without Battery)

### UB 18DC



IP65

#### SPECIFICATIONS

Battery Voltage	18V
Brightness (lumen): High / Low	4,000 / 700
Usage (hours): High / (5.0 Ah) Low	3 hr / 20 hr
Brightness Settling Water &	
Dust Resistance	IP 65
Angle Adjustment	138°
Weight	1.9 kg (Without Battery)

## Cordless Tripod Light

### UB 18DG



IP55

#### SPECIFICATIONS

Battery Voltage	18V
Brightness Adjustment Range:	
Max	4,000 lm
High	3,000 lm
Medium	2,000 lm
Low	1,000 lm
Weight	8.1 kg (Without Battery)

# 18V SERIES-BARE UNIT



## Cordless Search Light

UB 18DA



IP54

### SPECIFICATIONS

Battery Voltage	18V
Brightness (lumen): High / Low	2,500 / 400
Usage (hours): High / (5.0 Ah) Low	3 hr / 22 hr
Brightness Setting	4 stages
Water & Dust	IP 54
Weight	1.85 kg

## Cordless Spotlight

UB 18DH



### SPECIFICATIONS

Battery Voltage	18V
Brightness (lumen): High / Low	1,050 / 400
Usage (hours): High / (5.0 Ah) Low	8 hr / 24 hr
Angle Adjustment	0 - 90°
Weight	1.7 kg (With Battery)

## Cordless Metal Cutting Saw

CD 1805DB



BRUSHLESS

### SPECIFICATIONS

Capacity: Blade Dia. / Max. Cutting depth 90°	135 mm / 51 mm
Battery Voltage	18V
No Load Speed: Power Mode	4,200/min
Silent Mode	2,200/min
Weight	3.1 kg

## Cordless Straight Grinders

GP 18DA



BRUSHLESS

### SPECIFICATIONS

Capacity: Collect Chuck	6 mm
Max. Wheel	50 mm
Battery Voltage	18V
No Load Speed	7,000 - 29,000/min
Weight	2.3 kg

GP 18DB



BRUSHLESS

### SPECIFICATIONS

Capacity: Collect Chuck	6 mm
Max. Wheel	50 mm
Battery Voltage	18V
No Load Speed	7,000 - 29,000/min
Weight	2.3 kg

## Cordless Heat Gun

RH 18DA



### SPECIFICATIONS

Capacity:	
Air Temperature Set I / Set II	30 - 400°C / 30 - 550°C
Air Volume Set I / Set II	200 L/min / 300 L/min
Battery Voltage	18V
Weight	1.3 kg

## Cordless Fan

UF 18DSAL



### SPECIFICATIONS

Battery Voltage	18V
Wind Speed: High mode	190 m /min
Low mode	160 m /min
Dimensions (L x W x H)	370 x 264 x 620 mm
Weight	3.0 kg

## Cordless Pin Nailer

NP 18DSAL

NEW



### SPECIFICATIONS

Pin size	23 gauge
Nail length	15 - 35 mm
Driving method	Mechanical spring
Corner nailing performance	3.0 mm
Length	262 mm
Weight	2.2 kg including battery

## Cordless Disc Grinder

G 1810DE



BRUSHLESS

### SPECIFICATIONS

Capacity: Wheel Dia. / Hole Dia.	100 mm / 16 mm
Spindle Thread	M10 x 1.5
Battery Voltage	18V
No Load Speed: Transmission Mode	8,000/min
Auto Mode	5,500/min
Weight	2.7 kg

# 18V SERIES-BARE UNIT



## Cordless Cooler and Warmer Box

UL 18DBA

NEW

### SPECIFICATIONS



Cooling System  
 Heating System  
 Temperature Settings  
 LED Light  
 Number of Batteries That Can be Installed  
 12V Output  
 Dimensions (L x W x H)  
 Weight

Compressor (Refrigerant gas: R1234yf, 33g)  
 Wire heater  
 -18°C or -15°C - 60°C in 5°C increments  
 Provided  
 2  
 12V / 10A  
 340 x 653 x 450mm  
 15.8kg without battery

## Cordless Inflator

UP 18DA

NEW



### SPECIFICATIONS

Voltage	18V
Power Supply: Battery DC Cord	BSL18 18V Slide Type, MULTI VOLT DC 12V (In-car power supply)
Maximum Pressure	160PSI / 11Bar / 1,100kPa
Filling capacity: High-pressure mode High-volume mode	16L/min at 130kPa 430L/min
Dimensions	328 x 185 x 259 mm
Weight	3.8 kg with BSL36B18X

## Cordless Band Saw

CB 18DBL

NEW



BRUSHLESS

### SPECIFICATIONS

Max Cut Capacity: Round Pipe / Square Pipe (W x H)	Ø 83 mm (3 - 17/64") / 80 x 80 mm (3-5/32" x 3-5/32")
Blade Speed: Standard Mode (1 - 5) / Auto Mode (without load) / Auto Mode (with load)	1.3 - 3.2 m/s (80 m/min - 195 m/min) / 2.0 m/s (120 m/min) / 3.2 m/s (195 m/min)
Band Saw Blade Dimensions (L x W x T)	900 x 12.5 x 0.5 mm
Weight	3.6 kg (7.9 lbs.) with BSL1850

## 18V Battery (Single Pack)



**BSL 1850MA**

**RM 395.00**

\*While Stock Lasts

## 18V Starter Pack



**Starter Pack 1**

**BSL 1850MA (2 x 18V 5.0Ah Compact)  
+ UC 18YSL3 (1 x Fast Rapid Charger)**

**RM 915.00**

\*While Stock Lasts

# 12V SERIES



## Cordless Driver Drill

DS 12DD



BRUSHLESS

### SPECIFICATIONS

Drill Chuck	0.8 - 10 mm
Capacity: Stell / Wood / Wood Screw	10 mm / 29 mm / 5.8 mm
No Load Speed	0 - 1,700/min
Battery Voltage	PEAK 12V (4.0 Ah)
Max Torque	38 Nm
Weight	1.1 kg

## Cordless Impact Drill

DV 12DD



BRUSHLESS

### SPECIFICATIONS

Drill Chuck	0.8 - 10 mm
Capacity: Stell / Wood / Brick	10 mm / 29 mm / 8 mm
No Load Speed	0 - 440 / 1,700/min
Battery Voltage	PEAK 12V (4.0 Ah)
Max Torque	38 Nm
Weight	1.2 kg

## Cordless Impact Driver

WH 12DD



BRUSHLESS

### SPECIFICATIONS

Drive	6.35 mm
Small Screw	4 - 8 mm
Ordinary Bolt	5 - 14 mm
High Tension Bolt	5 - 12 mm
No Load Speed	0 - 1,300 / 3,200/min
Battery Voltage	PEAK 12V (4.0 Ah)
Max Torque	135 Nm
Weight	1.1 kg

## Cordless Driver Drill

DS 12DA



### SPECIFICATIONS

Drill Chuck	0.8 - 10 mm
Capacity: Steel / Wood / Wood Screw / Machine Screw	10 mm / 29 mm / 5.8 mm / 6 mm
Tightening Torque: Soft / Hard	15 / 38 Nm
No Load Speed: Low / High	0 - 350 / 1,400/min
Weight	1.1 kg

## Cordless Impact Drill

DV 12DA



### SPECIFICATIONS

Drill Chuck	0.8 - 10 mm
Capacity: Brick / Steel / Wood / Wood Screw / Machine Screw	8 mm / 10 mm / 29 mm / 5.8 mm / 6 mm
Tightening Torque: Soft / Hard	15 / 38 Nm
No Load Speed: Low / High	0 - 350 / 1,400/min
Impact Rate: Low / High	0 - 5,250 / 21,000/min
Weight	1.2 kg

## Cordless Impact Drivers

WH 12DA



### SPECIFICATIONS

Drive	6.35 mm
Capacity: Small Screw / Ordinary Bolt / High Tension Bolt	4 - 8 mm / 5 - 12 mm / 5 - 10 mm
Tightening Torque	110 Nm
No Load Speed	0 - 2,700/min
Impact Rate	0 - 3,200/min
Weight	1.1 kg

## Combo Set



Basic Combo

### KC 12DVWH

DV 12DA (12V Impact Drill)  
WH 12DA (12V Impact Driver)  
BSL 1225M (2 x 12V 2.5Ah Battery)  
UC 12SL (Fast Charger)



Professional Combo

### KC 12DHW

DH12DD (12V Rotary Hammer) - Brushless  
DV 12DD (12V Impact Drill) - Brushless  
WH 12DD (12V Impact Driver) - Brushless  
BSL 1240M (2 x 12V 4.0Ah Battery)  
UC 12SL (Fast Charger)

# 12V SERIES-BARE UNIT



## Cordless Rotary Hammer

DH 12DD



BRUSHLESS

2 - Mode

### SPECIFICATIONS

Capacity: Concrete / Steel / Wood	18 mm / 13 mm / 18 mm
Bit Shank	SDS-Plus
Battery Voltage	12V Peak
No Load Speed: Normal / Low	0 - 1,080/min / 0 - 800/min
Impact Rate: Normal / Low	0 - 5,500/min / 0 - 4,100/min
Impact Energy	1.2 Joules
Weight	2.1 kg

## Cordless Reciprocating Saw

CR 12DA

Compatible with Jigsaw Blade



### SPECIFICATIONS

Capacity: Mild Steel Pipe / Vinyl Chloride Pipe / Wood / Mild Steel Plate	50 mm / 50 mm / 50 mm / 12 mm
Battery Voltage	12V Peak
No Load Speed	0 - 3,200/min
Length of Stroke	13 mm
Weight	1.5 kg

## 12V Battery (Single Pack)



BSL 1225M

RM 185.00



BSL 1240M

RM 258.00

## 12V STARTER PACK

12V (2.5 Ah)



### Starter Pack 1

BSL 1225M (2 x 12V 2.5Ah Li-ion Battery)  
+ UC 12SL (1 x Fast Rapid Charger)

RM 390.00

12V (4.0 Ah)




### Starter Pack 2

BSL 1240M (2 x 12V 4.0Ah Li-ion Battery)  
+ UC 12SL (1 x Fast Rapid Charger)

RM 493.00

## Charging Time

Voltage	Capacity (Ah)	Battery Model	Charging Time (mins)	Charger
12V Peak	2.5	BSL1225M PN: 374954	37 mins	UC 12SL 
	4.0	BSL1240M PN: 374404	60 mins	



# AC BRUSHLESS

## BRUSHLESS MOTOR

**3X** MORE LASTING MOTOR



### Rotary Hammers (SDS-max) with AC Brushless Motor

**DH 40MEY2**

Ø40 mm



**NEW**  
UVP RFC  
USER VIBRATION PROTECTION  
REACTIVE FORCE CONTROL

#### SPECIFICATIONS

Capacity: Concrete: Drill Bit / Optimal / Core Bit	40 mm / 16 - 28 mm / 105 mm
Power Input	1,150 W
Bit Shank	SDS max
No Load Speed	250 - 500/min
Full Load Impact Rate	1,400 - 2,800/min
Impact Force	9.2 Joules
Weight	6.8 kg

**DH 45MEY**

Ø45 mm



UVP FHB  
USER VIBRATION PROTECTION  
FULL POWER HOLDING BODY

#### SPECIFICATIONS

Capacity: Concrete: Drill Bit / Optimal / Core Bit	45 mm / 18 - 32 mm / 125 mm
Power Input	1,500 W
Bit Shank	SDS max
No Load Speed	120 - 310/min
Full Load Impact Rate	1,200 - 2,950/min
Impact Force	13.4 Joules
Weight	9.5 kg

### Reciprocating Saw

**CR 13VEY**



#### SPECIFICATIONS

Capacity: Pipe / Steel Pipe / Wood	130 mm / 19 mm / 300 mm
Power Input	1,100 W
Length of Stroke	32 mm
No Load Speed (Stroke)	0 - 3,000/min
Weight	3.9 kg

### Electronic Disc Grinder

**G 10VE2**

100 mm (4") Grinder



#### SPECIFICATIONS

Capacity: Wheel Dia. / Hole Dia.	100 mm / 16 mm
Spindle Thread	M10 x 1.5
Power Input	1,320 W
No Load Speed	2,800 - 10,000/min
Weight	1.5 kg

**G 13VE2**

125 mm (5") Grinder



**NEW**

#### SPECIFICATIONS

Capacity: Wheel Dia. / Hole Dia.	125 mm / 22.23 mm
Spindle Thread	M14 x 2
Power Input	1,320 W
Max Power Output	1,900 W
No Load Speed	2,500 - 8,500/min
Overall Length	323 mm
Weight	2.4 kg

**G 18BYE**

180 mm (7") Grinder



#### SPECIFICATIONS

Capacity: Wheel Dia. / Hole Dia.	180 mm / 22.23 mm
Spindle Thread	M14 x 2
Power Input	2,100 W
No Load Speed	6,600/min
Weight	4.0 kg

### Demolition Hammers with AC Brushless Motor

**H 45MEY**



UVP FHB  
USER VIBRATION PROTECTION  
FULL POWER HOLDING BODY

#### SPECIFICATIONS

Power Input	1,150 W
Impact Energy	13.5 Joules
Full Load Impact Rate	1,430 - 2,850/min
Bit Shank	SDS max
Weight	7.3 kg

**H 60MEY**



UVP FHB  
USER VIBRATION PROTECTION  
FULL POWER HOLDING BODY

#### SPECIFICATIONS

Power Input	1,500 W
Impact Energy	26.5 Joules
Full Load Impact Rate	1,500 - 2,100/min
Bit Shank	SDS max
Weight	12.2 kg

### Rotary Hammer (SDS-Plus)

**DH 28PEC**

Ø28 mm



#### SPECIFICATIONS

Concrete / Steel / Wood	3.4 - 28 / 13 / 32 mm
Core Bit	25 - 50 mm
Power Input	900 W
Bit Shank	SDS-plus
No Load Speed	0 - 950/min
Full Load Impact Rate	0 - 4,300/min
Impact Force	3.4 Joule
Weight	3.0 kg

# E-TECH

Powerful. Durable. Affordable.

## High-Speed Cut-Off Machine CC 14SG

355mm

**NEW**

The E-Tech Series combines power, durability, and affordability to meet the needs of professionals.

Designed for reliability and efficiency, these power tools deliver high performance without the high price. Built to last, the E-Tech Series ensures you get the job done with confidence and ease.

### 100mm Disc Grinder

705w G 10MGA(E)  
880w G 10MGD



Input Power  
**705W**  
G 10MGA(E)

Input Power  
**880W**  
G 10MGD

### Heavy Duty Disc Grinder

180mm G 18MGA



Input Power  
**2,600W**  
G18MGA

**MAKE. MOVE. GO**

# AC TOOLS



## Drills

### D 10VC3

10 mm (3/8") Drill 999041



#### SPECIFICATIONS

Chuck Capacity	10 mm
Capacity: Steel / Wood	10 mm / 32 mm
Power Input	600 W
No Load Speed	0 - 2,500/min
Weight	1.4 kg

### D 13VH

13 mm (1/2") Drill 999041



#### SPECIFICATIONS

Chuck Capacity	1.5 - 13 mm
Capacity: Steel / Wood	13 mm / 40 mm
Power Input	690 W
No Load Speed	0 - 1,000 / 0 - 3,000/min
Weight	1.9 kg

## Bench Drill Press

### B 16RM

16 mm (5/8") Bench Drill



#### SPECIFICATIONS

Chuck Capacity	16 mm
Power Input	750 W
No Load Speed: 50Hz	250 - 3,100/min (12 stage)
Spindle Taper	JT3
Overall Height	1,618 mm
Weight	75 kg

## Rotary Hammers (SDS Plus)

### DH 26PC2 / DH 28PCY2

999041



3 - Mode

#### SPECIFICATIONS

	DH 26PC2	DH 28PCY2
Concrete	3.4 - 26 mm	3.4 - 28 mm
Core Bit	25 - 50 mm	25 - 50 mm
Power Input	830 W	850 W
Bit Shank	SDS-plus	SDS-plus
No Load Speed	0 - 1,100/min	0 - 1,100/min
Full Load Impact Rate	0 - 4,300/min	0 - 4,300/min
Impact Force	2.9 Joule	3.4 Joule
Weight	2.8 kg	3.0 kg

### DV 13VST

13 mm (1/2") Impact Drill 374185



Accessory Kit

#### SPECIFICATIONS

Chuck Capacity	1.5 - 13 mm
Capacity: Concrete / Steel / Wood	13 mm / 13 mm / 25 mm
Power Input	550 W
No Load Speed	0 - 3,000/min
Weight	1.8 kg

### DV 18V

18 mm (11/16") Impact Drill 999041



#### SPECIFICATIONS

Chuck Capacity	1.5 - 13 mm
Capacity: Concrete / Steel	Hi: 13 mm Lo: 18 mm Hi: 8 mm Lo: 13 mm
Power Input	690 W
No Load Speed	0 - 1,000 / 3,000/min
Full Load Impact Rate	0 - 8,400 / 27,300/min
Weight	2.0 kg

## Rotary Hammer (SDS-max)

### DH 40MC

Ø40 mm 999043



Powerful 10.5 J

#### SPECIFICATIONS

Capacity: Concrete: Drill Bit	40 mm
Optimal Core Bit	16 - 28 mm
Core Bit	105 mm
Power Input	1,100 W
Bit Shank	SDS max
No Load Speed	620/min
Full Load Impact Rate	2,800/min
Impact Force	10.5 Joules
Weight	7.1 kg

### DH 45MA

Ø45 mm 999043



LVH  
LOW VIBRATION HANDLE

#### SPECIFICATIONS

Capacity: Concrete: Drill Bit	45 mm
Core Bit	125 mm
Power Input	1,400 W
Bit Shank	SDS max
No Load Speed	380/min
Full Load Impact Rate	2,900/min
Impact Force	11.3 Joules
Weight	9.4 kg

### DH 52MA

Ø52 mm 999043



LVH  
LOW VIBRATION HANDLE

#### SPECIFICATIONS

Capacity: Concrete: Drill Bit	52 mm
Core Bit	160 mm
Power Input	1,500 W
Bit Shank	SDS max
No Load Speed	330/min
Full Load Impact Rate	2,250/min
Impact Force	15.5 Joules
Weight	11.8 kg

## Demolition Hammers

### H 41SD

999043



Powerful 7.5 J

#### SPECIFICATIONS

Power Input	1,050 W
Impact Force	7.5 Joules
Full Load Impact Rate	3,000/min
Bit Shank	17 mm Hexagon
Weight	5.0 kg

### H 41SST

374098



Powerful 7.2 J

#### SPECIFICATIONS

Power Input	1,010 W
Impact Force	7.2 Joules
Impact Rate	2,900/min
Bit Shank	17 mm Hexagon
Weight	5.7 kg

### PH-65A

999044



Powerful 36 J

#### SPECIFICATIONS

Power Input	1,240 W
Full Load Impact Rate	1,400/min
Bit Shank	30 mm Hexagon
Impact Force	36 Joules
Weight	15.0 kg

### H 65SB3

999044

Auto Stop



Powerful 45 J

#### SPECIFICATIONS

Power Input	1,340 W
Full Load Impact Rate	1,400/min
Bit Shank	30 mm Hexagon
Impact Force	45 Joules
Weight	18.0 kg

## Disc Grinders with Slide Switches

### G 10MGA (E)

100 mm (4") Grinder 382529



NEW

#### SPECIFICATIONS

Capacity: Wheel Dia.	100 mm
Spindle Thread	M10 x 1.5
Power Input	705 W
No Load Speed	11,000/min
Weight	1.6 kg

### G 10MGD

100 mm (4") Grinder 382617



NEW

#### SPECIFICATIONS

Capacity: Wheel Dia.	100 mm
Spindle Thread	M10 x 1.5
Power Input	880 W
No Load Speed	11,000/min
Weight	1.7 kg

### G 10SS2

100 mm (4") Grinder 999067



\*Exclude the grinding disc shown in the picture

#### SPECIFICATIONS

Capacity: Wheel Dia.	100 mm
Spindle Thread	M10 x 1.5
Power Input	600 W
No Load Speed	11,500/min
Weight	1.7 kg

## Disc Grinders with Slide Switches

### G 10SN2

100 mm (4") Grinder 999067



#### SPECIFICATIONS

Capacity: Wheel Dia.	100 mm
Spindle Thread	M10 x 1.5
Power Input	900 W
No Load Speed	10,500/min
Weight	1.8 kg

### G 10SQ2

100 mm (4") Grinder 999067

PADDLE SWITCH



#### SPECIFICATIONS

Capacity: Wheel Dia.	100 mm
Spindle Thread	M10 x 1.5
Power Input	900 W
No Load Speed	10,500/min
Weight	1.8 kg

### PDA-100M

100 mm (4") Grinder 999021



#### SPECIFICATIONS

Capacity: Wheel Dia.	100 mm
Spindle Thread	M10 x 1.5
Power Input	715 W
No Load Speed	12,000/min
Weight	1.5 kg

### G 13SS2

125 mm (5") Grinder 999067



#### SPECIFICATIONS

Capacity: Wheel Dia.	125 mm
Spindle Thread	M14 x 2
Power Input	600 W
No Load Speed	11,500/min
Weight	1.8 kg

## Disc Grinders with Trigger Switches

### G 18MGA

180 mm (7") Grinder 381186



**NEW**

#### SPECIFICATIONS

Capacity: Wheel Dia.	180 mm
Spindle Thread	M14 x 2
Power Input	2,600 W
No Load Speed	8,500/min
Weight	5.8 kg

### G 18ST

180 mm (7") Grinder 999059



Halved stator coils for sufficient cooling

#### SPECIFICATIONS

Capacity: Wheel Dia.	180 mm
Spindle Thread	M14 x 2
Power Input	2,000 W
No Load Speed	8,500/min
Weight	4.9 kg

### G 18SE4

180 mm (7") Grinder 999061



#### SPECIFICATIONS

Capacity: Wheel Dia.	180 mm
Spindle Thread	M14 x 2
Power Input	2,400 W
No Load Speed	8,500/min
Weight	5.9 kg

## High-Speed Cut-off Machine

### CC 14ST

336030



#### SPECIFICATIONS

Capacity: Cut-off Wheel Dia.	355 mm
Power Input	2,200 W
No Load Speed	3,800/min
Dimension 90°	120 mm / 130 mm 95 mm x 200 mm 137 mm
Weight	17 kg

### CC 14SG

381048



**NEW**

#### SPECIFICATIONS

Capacity:	
Cut-off Wheel Dia.	355 mm (14")
Power Input	2,200 W
No Load Speed	4,200/min
Weight	14.8 kg

### SV 12SG

999041



#### SPECIFICATIONS

Capacity: Pad Size	110 x 100 mm
Power Input	200 W
Orbital Dia.	1.5 mm
No Load Speed: Spindle Orbit	14,000/min 28,000/min
Weight	1.1 kg

### SV 12SD

999041



#### SPECIFICATIONS

Capacity: Pad Size	110 x 228 mm
Power Input	300 W
Orbital Dia.	2.4 mm
No Load Speed: Spindle Orbit	10,000/min 20,000/min
Weight	2.8 kg

## Straight Grinder

### GP 2S2

999088



#### SPECIFICATIONS

Capacity: Collect Chuck / Max. Wheel Dia	6 mm / 25 mm
Power Input	520 W
No Load Speed	29,000/min
Weight	1.7 kg

## Belt Sander

### SB 10V2

999043



#### SPECIFICATIONS

Capacity: Belt Size	100 x 610 mm
Power Input	1,020 W
No Load Belt Speed	240 - 420 m/min
Weight	5.2 kg



# AC TOOLS



## Polisher

SP 18SB

999043



\*Excludes wool bonnet

### SPECIFICATIONS

Capacity: Wool Bonnet	180 mm
Spindle Thread	M14 x 2
Power Input	705 W
No Load Speed	2,000/min
Weight	2.1 kg

SP 18VA

999043



### SPECIFICATIONS

Capacity: Sanding Disc / Wool Bonnet	180 mm / 180 mm
Spindle Thread	M14 x 2
Power Input	1,250 W
No Load Speed	0 - 3,400/min
Weight	2.8 kg

## Disc Sander

S 18SB

999043



### SPECIFICATIONS

Capacity: Sanding Pad	180 mm
Spindle Thread	M14 x 2
Power Input	705 W
No Load Speed	4,500/min
Weight	2.0 kg

## Circular Saws

C 7SS

190 mm (7-1/2") Circular Saw 999043



### SPECIFICATIONS

Capacity: Blade Dia.	190 mm
Max Cut Depth: 90° / 45°	68 mm / 46 mm
Power Input	1,050 W
No Load Speed	5,500/min
Weight	3.4 kg

C 9SA3

235 mm (9-1/4") Circular Saw 999038



### SPECIFICATIONS

Capacity: Blade Dia.	235 mm
Max Cut Depth: 90° / 45°	86 mm / 65 mm
Power Input	2,000 W
No Load Speed	5,200/min
Weight	7.0 kg

## Planer

P 20ST

999021



### SPECIFICATIONS

Capacity: Cut Width	82 mm
Max Cut Depth	1.5 mm
Power Input	580 W
No Load Speed	17,000/min
Weight	2.5 kg

## Jig Saws

FCJ 65V3

999041



### SPECIFICATIONS

Capacity: Wood / Mild Steel Plate / Min. Cutting Radius	65 mm / 6 mm / 25 mm
Base Tilt Angle	45° Right / Left
Power Input	400 W
Length of Stroke	18 mm
No Load Belt Speed (stroke)	0 - 3,000/min
Weight	1.5 kg

CJ 90VST2

999041



### SPECIFICATIONS

Capacity: Wood / Mild Steel Plate	90 mm / 10 mm
Min. Cutting Radius	25 mm
Max. Cutting Angle	45° Right / Left
Power Input	705 W
Length of Stroke	26 mm
No Load Belt Speed (stroke)	850 - 3,000/min
Weight	2.2 kg

## Concrete Cutter

CM 4SB2

999043



### SPECIFICATIONS

Capacity: Wheel Dia. / Max Cut Depth	110 mm / 34 mm
Cut Depth per one cutting	20 mm
Power Input	1,320 W
No Load Speed	11,500/min
Weight	2.8 kg

# AC TOOLS



## Compound Mitre Saw

**C 10FCE2**

999065



### SPECIFICATIONS

Capacity: Blade Dia	255 mm
(H x W) Cross Cut: 0°	59 x 144 mm
Compound: Miter 45° and Bevel 45°	41 x 102 mm
Power Input	1,520 W
No Load Speed	5,000/min
Miter Angle: Right / Left	0 - 52° / 0 - 52°
Weight	11.9 kg

## Workstation for Mitre Saws

**712650**



### SPECIFICATIONS

- Quick release mounting brackets.
- Up to 136 kg, weight capacity.
- Size of the folded stand: L 1,240 x W 651 x H 481 mm

## Router

**M 12SA2**

999043



### SPECIFICATIONS

Capacity: Collect Chuck	1/2"
Stroke	65 mm
Power Input	1,700 W
No Load Speed	22,000/min
Weight	6.2 kg

## Mixers

**UM 12VST2**

333631



### SPECIFICATIONS

Capacity: Max Stirrer Dia.	120 mm
Power Input	1,200 W
Tool Spindle Thread	M14
No Load Speed: High	300 - 350/min
Low	150 - 300/min
Weight	5.4 kg

**UM 16VST2**

333631



### SPECIFICATIONS

Capacity: Max Stirrer Dia.	160 mm
Power Input	1,600 W
Tool Spindle Thread	M14
No Load Speed: High	300 - 650/min
Low	150 - 300/min
Weight	5.7 kg

## Trimmer

**M 6ST**

375752



### SPECIFICATIONS

Capacity: Collect Chuck	6.35 mm
Power Input	505 W
No Load Speed	32,000/min
Overall Height	207 mm
Weight	1.5 kg

## Heat Guns

**RH 600T**



**3 Months Warranty**

### Standard Accessories

Nozzle (round)	Nozzle (Flat)
Nozzle (curved surface)	Nozzle (glass protector)
Scraper (with grip)	

### SPECIFICATIONS

Capacity: Wind Volume	0.25 / 0.5 m <sup>3</sup> / min
Wind Temperature	450°C / 600°C
Voltage	240 V
Power Input	2,000 kg
Weight	0.57 kg

**RH 650V**



**3 Months Warranty**

### Standard Accessories

Nozzle (round)	Nozzle (Flat)
Nozzle (curved surface)	Nozzle (glass protector)
Scraper (with grip)	

### SPECIFICATIONS

Capacity: Wind Volume	0.25 / 0.5 m <sup>3</sup> / min
Wind Temperature	50°C / 650°C
Voltage	240 V
Power Input	2,000 kg
Weight	0.79 kg

## Blower

**RB 30VST**

375728




### SPECIFICATIONS

Capacity: Air Velocity	0 - 89 m/s
Air Volume Flow	0 - 3.4m <sup>3</sup> / min
Power Input	550 W
No Load Speed	0 - 16,000/min
Weight	1.7 kg


# SDS Plus Drill Bits Range

No.	Part Number	Description	Drilling Dia. Ø mm	Overall Length mm	List Price (RM)
1	401005	SDS + Drill Bit	5	110	7.70
2	402696	SDS + Drill Bit	5.5	110	7.70
3	402697	SDS + Drill Bit	5.5	160	9.00
4	401006	SDS + Drill Bit	6	110	7.70
5	401007	SDS + Drill Bit	6	160	9.00
6	401008	SDS + Drill Bit	8	110	9.00
7	401009	SDS + Drill Bit	8	160	10.00
8	401010	SDS + Drill Bit	10	110	10.00
9	401011	SDS + Drill Bit	10	160	11.50
10	401012	SDS + Drill Bit	12	160	12.00
11	401339	SDS + Drill Bit	12	210	14.50
12	401013	SDS + Drill Bit	12	460	27.50
13	401014	SDS + Drill Bit	14	160	17.00
14	401015	SDS + Drill Bit	14	460	35.00
15	401016	SDS + Drill Bit	15	460	47.00
16	401340	SDS + Drill Bit	16	160	21.00
17	401341	SDS + Drill Bit	16	210	24.00
18	401017	SDS + Drill Bit	16	460	47.00
19	401018	SDS + Drill Bit	18	210	29.50
20	401019	SDS + Drill Bit	18	310	39.00
21	401020	SDS + Drill Bit	18	460	52.00
22	401021	SDS + Drill Bit	20	210	37.00
23	401022	SDS + Drill Bit	20	310	48.00
24	401023	SDS + Drill Bit	20	460	62.00
25	401024	SDS + Drill Bit	22	260	52.00
26	401025	SDS + Drill Bit	22	460	87.00
27	401026	SDS + Drill Bit	25	260	68.00
28	401342	SDS + Drill Bit	25	350	75.00
29	401027	SDS + Drill Bit	25	460	89.00
30	401028	SDS + Drill Bit	26	260	70.00
31	401029	SDS + Drill Bit	26	460	104.00
32	401986	SDS + 5 pcs Drill Bit Set (5.5,6,8,10,12 mm)	26	460	49.00



# Bull Points & Chisels

No.	Part Number	Description	Length (mm)	List Price (RM)
<b>Hexagon Shanks</b>				
1	401030	Bull Point (Hexagon)	17 x 280 mm	22.00
2	401031	Bull Point (Hexagon)	17 x 450 mm	38.00
3	401032	Bull Point (Hexagon)	21 x 320 mm	42.00
4	401034	Bull Point (Hexagon)	28 x 400 mm	106.00
5	401036	Bull Point (Hexagon)	30 x 410 mm	100.00
6	401037	Chisel (Hexagon)	17 x 280 x 22 mm	22.00
7	401038	Chisel (Hexagon)	17 x 280 x 50 mm	28.00
8	401039	Chisel (Hexagon)	17 x 450 x 22 mm	38.00
9	401040	Chisel (Hexagon)	17 x 450 x 50 mm	45.00
10	401043	Chisel (Hexagon)	28 x 400 x 28 mm	106.00
11	401045	Chisel (Hexagon)	30 x 410 x 35 mm	100.00
<b>SDS Plus Shanks</b>				
12	401344	Bull Point (SDS-Plus)	250 mm	16.00
13	401347	Chisel (SDS-Plus)	250 x 20 mm	16.00
<b>SDS Max Shanks</b>				
14	401345	Bull Point (SDS Max)	300	30.00
15	401346	Bull Point (SDS Max)	400	38.00
16	401348	Chisel (SDS Max)	300 x 25 mm	30.00
17	401349	Chisel (SDS Max)	400 x 25 mm	38.00
18	751032	Self Sharpening	-	108.00




# Jigsaw & Circular Saw Blades

No.	Part Number	Type	Equivalent	Description	List Price / 5 pieces (RM)
1	750044	JW10	T101B	Wood. Extra clean cut. <b>(Top Choice)</b>	25.00
2	750021	JW20	T111C	Wood. Coarse cut. Economical	20.00
3	750036	JW10C	T101A0	Wood. Fine curved cut, laminated wood (plywood)	26.00
4	750043	JW40	T144D	Wood. Fast Cut, hard wood	24.00
5	750046	JW50	T244D	Wood. Fast Cut, hard wood for curved cutting	24.00
6	750038	JM10	T118A	Mild Steel & non ferrous. Thin (0.5 - 3 mm)	26.00
7	750040	JM11	T118B	Mild Steel & non ferrous. Thin to medium (3 - 6 mm)	26.00



No.	Model	Description	No. of Teeth	Ø Bore Size	List Price / piece (RM)
<b>7 1/4" (185 mm) Wood Blades</b>					
1	402482	7 1/4" (185 x 2.2 x 25.4)	40 T	25.4 mm	79.00
2	402477	7 1/4" (185 x 2.2 x 25.4)	60 T	25.4 mm	96.00
<b>9 1/4" (235 mm) Wood Blades</b>					
3	402552	9 1/4" (235 x 2.5 x 30)	48 T	30 mm	132.00
4	402553	9 1/4" (235 x 2.5 x 30)	60 T	30 mm	148.00
<b>Aluminium / Non Ferrous Metal Circular Saw Blades</b>					
<b>10" (255 mm) Non-ferrous Metal Blades</b>					
5	402550	10" (255 x 2.8 x 30)	100 T	30 mm	215.00
6	402480	10" (255 x 2.8 x 30)	120 T	30 mm	284.00



# Accessories Range



No.	Model	Description	Grade	List Price / pieces (RM)
<b>Abrasive Cutting &amp; Grinding Wheel</b>				
1	796245 (NEW!!)	107 mm x 1.0 mm - Thin (for Inox) 50 pcs / pack (Top Choice)	WA 46 R-BF	1.80
2	701041	4" Grinding Wheel	A24 Q	5.00
3	702141	4" Cutting Wheel (2.0 mm thickness)	A30 T	5.00
4	701071	7" Grinding Wheel	A24 R	12.00
5	702170ASP	7" Cutting Wheel	A30 T	12.00
6	702114SP	14" Cutting Wheel	A36 P	22.00
7	796190 (NEW!!)	14" Cutting Wheel (Top Choice)	A30 QBF	15.00
8	702116	16" Cutting Wheel	A36 P	33.00



No.	Part Number	Description	List Price / piece (RM)
<b>Planer Blade</b>			
1	401576	Planer Blade (82 mm) Makita Type	60.00
<b>SDS+ Accessories</b>			
2	402933	Dust Extractor (for DH 36DPA, DH 18DBL)	756.00
<b>Diamond Discs</b>			
3	402325	Diamond Disc (Segmented)	38.00
4	402326	Diamond Disc (Wet)	40.00
<b>Screwdriver Bits</b>			
5	402861	Magnetic Bit Holder	24.00
6	402519	Ratchet Screwdriver (10 pcs Bits)	120.00
7	757202	Hitachi Philip No 2 # Screwdriver Bits	50.00
8	402314	Hitachi Philip 11 pcs Screwdriver Bits	60.00
<b>Drill Chuck</b>			
9	401508	3/8" (10 mm) Drill Chuck	27.00
<b>Drill Bit Sets</b>			
10	401000	10pcs Hex (1/4") Assorted Bit Set (NEW!!)	42.00
11	401982	Mixed Drill Bit Set 5, 6, 8 mm (9 pcs)	45.00
12	401302	Wood Drill Bit Set	30.00
13	401288	Metal Drill Bit Set (13 pcs)	42.00
<b>Saw Frame and Others</b>			
14	333603	M14 Ø 120 mm x 600 mm (H3 Stirrer)	75.00
15	333639	M14 Ø 160 mm x 600 mm (H2 Stirrer)	90.00
16	402095	Top Opening Tool Bag (550 x 260 x 270 mm)	300.00
17	402094	Wide Opening Tool Bag (610 x 310 x 300 mm)	360.00



Models	Armature		Stator		Switch		Carbon Brush	
	Part No.	RM	Part No.	RM	Part No.	RM	Part No.	RM
C7SS	360883F	133.00	340614E	80.00	331259	57.00	999043	17.00
C7ST	360907E	142.00	340794E	92.00	333554	34.00	999043	17.00
C9SA3	361033F	154.00	340942H	149.00	370260	41.00	999038	18.00
C10FCE2	360695E	184.00	340687E	149.00	326700	34.00	999065	18.00
C12FCH	360710E	218.00	340603E	156.00	323634	20.00	999065	18.00
C12RSH	360790C	234.00	340703F	158.00	324424	23.00	999065	18.00
C12RSH2	361021C	187.00	340925E	213.00	319503	55.00	999065	18.00
C15FB	360065E	807.00	974613F	589.00	976447	67.00	999044	18.00
CC14SG (NEW!!)	381040	154.00	381044	124.00	381025	35.00	381048	19.00
CC14ST	335972	160.00	336024	142.00	336052	39.00	336030	24.00
CC14STA	374027	170.00	374032	126.00	374053	74.00	374035	39.00
CE16SA	360622E	234.00	340567E	178.00	314603	32.00	999021	13.00
CJ90VST2	361136E	85.00	341075E	57.00	376485	10.00	999041	17.00
CJ110MV	360764F	176.00	340666E	84.00	325085	30.00	999041	17.00
CM4SB2	360919F	125.00	340803E	110.00	325531	13.00	999043	17.00
CM4ST	360900F	113.00	340783F	89.00	325531	13.00	999043	17.00
CN16SA	360622E	234.00	340567E	178.00	314603	32.00	999021	13.00
CR13VC	360616E	131.00	340563K	96.00	321960	141.00	999043	17.00
CR13VBY	360795F	172.00	340698F	140.00	321960	141.00	999043	17.00
D10VC3	361051F	87.00	340960F	66.00	371194	65.00	999041	17.00
D10VST	360926E	75.00	340814E	59.00	330716	63.00	999041	17.00
D10VSTA	375694	51.00	375697	37.00	375706	26.00	375702	14.00
D13VG	360543F	140.00	340504E	79.00	320195	141.00	999041	17.00
D13VH	360655E	119.00	340589E	68.00	322854	84.00	999041	17.00
DH24PH	360962F	86.00	340866L	65.00	335796	64.00	999041	17.00
DH24PH2	361110F	96.00	341031L	77.00	374610	69.00	999041	17.00
DH26PC	360961F	86.00	340850F	70.00	335796	64.00	999041	17.00
DH26PC2	361106F	96.00	341028L	75.00	374610	69.00	999041	17.00
DH28PCY	360961F	86.00	340850F	70.00	335796	64.00	999041	17.00
DH28PCY2	361108F	98.00	341028L	75.00	374610	69.00	999041	17.00
DH38MS	360875E	142.00	340753E	124.00	313093	63.00	999043	17.00
DH40MC	361058F	168.00	340963J	114.00	371171	34.00	999043	17.00
DH40MR	360591E	487.00	340542E	308.00	313093	63.00	999043	17.00
DH45MA	361170F	487.00	341115G	308.00	337051	73.00	999044	18.00
DV13VSS	360864G	85.00	340743G	56.00	330716	63.00	999041	17.00
DV13VST	374182	48.00	374191	40.00	374157	21.00	374185	11.00
DV16VSS	360863F	87.00	340742F	56.00	330716	63.00	999041	17.00
DV18V	360655E	119.00	340589E	68.00	322854	84.00	999041	17.00
DV20VD	361003F	108.00	340906F	74.00	338756	97.00	999088	18.00
FCJ65V3	360724E	90.00	340631F	56.00	370379	87.00	999041	17.00
G10MGA (E) (NEW!!)	382521	48.00	382525	45.00	382535	8.00	382529	8.00
G10MGD (NEW!!)	382613	52.00	379878	42.00	382616	12.00	382617	10.00
G10SN	360891G	87.00	340791K	76.00	314603	32.00	999005	27.00
G10SN2	361082G	106.00	340997E	70.00	339149	11.00	999067	13.00
G10SQ	360891G	87.00	340771K	77.00	314603	32.00	999005	27.00

Models	Armature		Stator		Switch		Carbon Brush	
	Part No.	RM	Part No.	RM	Part No.	RM	Part No.	RM
G10SQ2	361082G	106.00	340997E	70.00	339149	11.00	999067	13.00
G10SS	360802E	67.00	340705E	44.00	377415	16.00	999021	13.00
G10SS2	361007E	57.00	340908F	44.00	339149	11.00	999067	13.00
G13SS	360802E	67.00	340705E	44.00	377415	16.00	999021	13.00
G13SS2	361007E	57.00	340908F	44.00	339149	11.00	999067	13.00
G18MR	360594F	260.00	340546E	162.00	320239	127.00	999061	26.00
G18MGA (NEW!!)	382401	169.00	381182	139.00	381194	38.00	381186	18.00
G18SE3	360594F	260.00	340546E	162.00	320239	127.00	999061	26.00
G18SE4	361093F	226.00	341007F	202.00	320239	127.00	999061	26.00
G18ST	360982F	151.00	340888F	144.00	320239	127.00	999059	15.00
G18SW2	360982F	151.00	340888F	144.00	320239	127.00	999059	15.00
G23SW2	360982F	151.00	340888F	144.00	320239	127.00	999059	15.00
GP2S2	360879F	151.00	340758F	78.00	321208	88.00	999088	18.00
H41	983250E	231.00	983244E	125.00	956433	68.00	999043	17.00
H41SC	360360F	500.00	340317E	178.00	992891	335.00	999043	17.00
H41SD	360946F	208.00	340788G	118.00	306143	56.00	999043	17.00
H41SST	374091	87.00	374095	54.00	374111	18.00	374098	12.00
H50	980001E	628.00	944535E	205.00	995398	86.00	999043	17.00
H65SB2	360286F	1,025.00	340259F	333.00	306143	56.00	999086	62.00
H65SB3	361024F	432.00	340928J	286.00	337051	73.00	999086	62.00
H90SG	360974F	715.00	340876J	363.00	337051	73.00	999086	62.00
M12SA2	360750E	301.00	340668E	156.00	301821	81.00	999044	18.00
P20ST	360942E	60.00	340834E	80.00	322101	26.00	999021	13.00
PDA100K	361135E	88.00	341020F	63.00	377415	16.00	999021	13.00
PDA100M	361134F	67.00	340649E	55.00	377415	16.00	999021	13.00
PH65A	956946F	410.00	340124F	193.00	971390	88.00	999044	18.00
RB30VST	375726	61.00	375725	39.00	375732	25.00	375728	15.00
RB40SA	360683E	75.00	340602E	64.00	323575	60.00	999021	13.00
RB40VA	360683E	75.00	340602E	64.00	370379	87.00	999021	13.00
S18SB	360758E	176.00	340656E	108.00	305409	28.00	999043	17.00
SAT-180	953297E	219.00	953231E	103.00	956632	101.00	999043	17.00
SB8V2	360797E	161.00	340700E	107.00	339021	37.00	999043	17.00
SB10V2	360797E	161.00	340700E	107.00	339021	37.00	999043	17.00
SP18SB	360757E	189.00	340655E	101.00	305409	28.00	999043	17.00
SP18VA	360576E	252.00	340526E	111.00	321449	124.00	999043	17.00
SV12SD	360124E	250.00	340719H	137.00	957747	51.00	999041	17.00
SV12SG	360637F	121.00	340578E	57.00	311948	36.00	333631	20.00
UM12VST2	333596	254.00	333598	113.00	375063	TBC	333631	20.00
UM16VST2	333625	289.00	333628	139.00	375064	TBC	333631	20.00



AC Brushless Tools	Rotor (Armature)		Stator		Switch		PCB Filter		Controller	
	Part No.	RM	Part No.	RM	Part No.	RM	Part No.	RM	Part No.	RM
CR13VEY	361114	196.00	341037	212.00	374948	98.00	c/w stator		375199	691.00
DH28PEC	361104	340.00	341027	591.00	374452	238.00	c/w switch		N/A	
DH40MEY	337578	442.00	340885E	156.00	337587	50.00	337586	44.00	337580	363.00
DH45MEY	360992	580.00	340899	180.00	337587	50.00	338181	49.00	338183	385.00
DH52MEY	360992	580.00	340899	180.00	337587	50.00	338181	49.00	338189	N.A
G10VE	361154	210.00	340917C	95.00	c/w controller		c/w controller		339143	378.00
G10BYEQ	361154	210.00	341069E	99.00	c/w controller		c/w controller		376207	516.00
G13VE	361154	210.00	340917C	95.00	c/w controller		c/w controller		339143	378.00
G13VE2	361178	TBC	341130E	115.00	c/w controller		c/w controller		379728	510.00
G13BYEQ	361154	210.00	341069E	99.00	c/w controller		c/w controller		376206	TBC
H41SE	361092	426.00	341005	373.00	375352	93.00	375396	232.00	c/w stator	
H45MEY	337578	442.00	340885E	156.00	337587	50.00	337586	44.00	370250	422.00
H60MEY	360992	580.00	340899	180.00	337587	50.00	338181	49.00	370387	655.00
WR16SE	337203	208.00	340882	563.00	337202	122.00	c/w stator		337703	166.00
WR22SE	360990	628.00	340897F	778.00	337202	122.00	c/w stator		c/w stator	
WR25SE	360989	842.00	340895F	823.00	337202	122.00	c/w stator		c/w stator	

\* Prices are subject to change without prior notice. Valid in West Malaysia only.

Standard Carbon Brushes Part No & Models		Equivalent Carbon Brushes with Auto Stop	
Part No.	Models	Part No.	List Price (RM)
333631	UM12VST, UM16VST, UM12VST2, UM16VST2	N.A	-
336030	CC14ST	N.A	-
374035	CC14STA	N.A	-
374098	H41SST	N.A	-
374185	DV13VST	N.A	-
375728	RB30VST	N.A	-
999005	G10SR3, G10SN, G10SQ	999091	52.00
999021	CE16SA, CN16SA, G10SS, G13SS, GP2, P20SB, P20SF, P20ST, PDA100D, PDA100K, RB40SA, RB40VA, WR16SA	999070	52.00
999038	C9SA2, DU-PN2, GP13	999071	52.00
999041	CJ110MV, CJ90VST2, D10VC2, D10VST, D13VH, D13VG, DH24PB3, DH24PC3, DH24PH, DH24PH2, DH26PC, DH26PC2, DH28PCY, DH28PCY2, DUT13, DV13VSS, DV16VSS, DV18V, FCJ65V3, P20SA, SV12SD, SV12SG, SV13YB, VTP18	999072	52.00
999043	BU-PN3, C7, C7SS, C7ST, CM4SB2, CM4ST, CR13VC, D13, DH38MS, DH40MR, DH40MC, G15SA2, H41, H41SA, H41SC, H41SD, H50, PR38E, PUPM3, S15SB, S18SB, SAT-180, SB8V2, SP18SB, SP18VA, WR22SA	999073	52.00
999044	C15FB, CC14SF, G18SR, M12SA2, PH65A	999074	52.00
999059	G18ST, G18SW2, G23SW2	999093	52.00
999061	G18SE3, G18SE4, G23SC3	999089	58.00
999065	C10FCE2, C12FCH, C12RSH, C12RSH2	N.A	-
999067	G10SS2, G13SS2, G10SQ2, G10SN2	N.A	-
999086	H65SB2, H65SB3, H90SG	Auto Cut	62.00
999088	GP2S2, GP3V, GP5V, DV20VD	999076	58.00

# Action Shot Gallery

CJ 36DA



DH 36DMA



CR 36DA



RB 36DA



M 3612DA



# Action Shot Gallery

WH 18DD



SV 1813DA



UB 18DC



M 1808DA



GP 18DA



# Action Shot Gallery

CR 12DA



DH 28PEC



DH 12DD



UB 18DB



CJ 18DA

